

Bulkhead Door – Cabin Angle Deployment Pocket Door

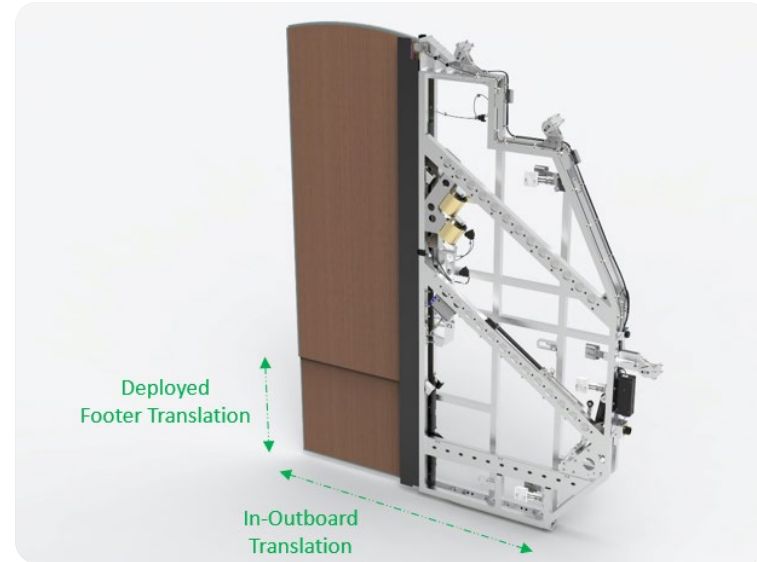
Technical Specifications

Features:

- Electromechanical release and kick out
- Mechanical assisted close and automatic opening
- Emergency frangible door
- Electric latches
- Innovative welded aluminum frame structure for easy removal and finishing of deco panels
- Damped door stowage
- Fail-safe latch override
- Dedicated signage illumination harnessing
- Adjustability in all directions for easy installation and fit
- Advanced light bleed prevention system

Total Weight:

- ~51kg



Bulkhead Door – Cabin Horizontal Deployment Pocket Door

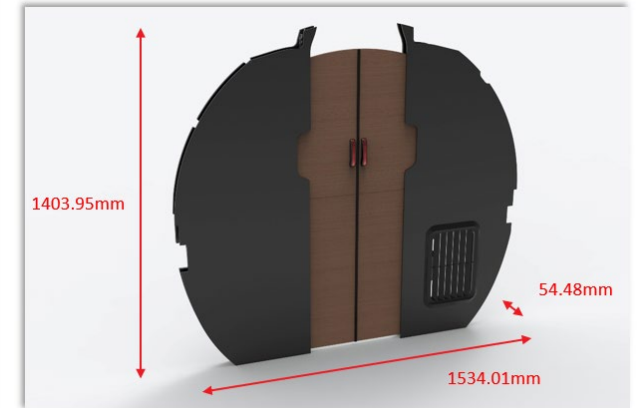

Technical Specifications

Features:

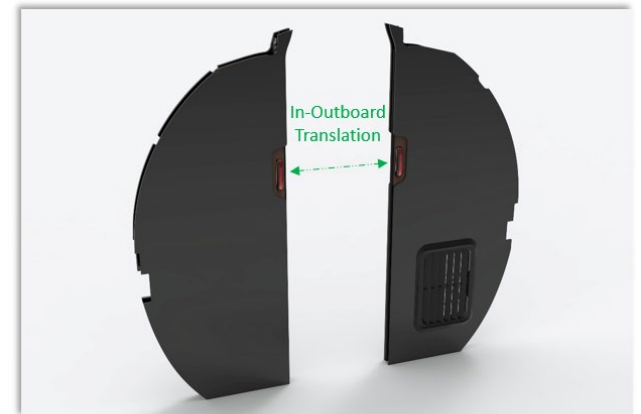
- Retractable Header and Footer Closeouts
- Handle-Actuated Horizontal Sliding Door Motion
- Emergency Frangible Doors
- Integrated Handle Latching/Unlatching Control
- Decompression Venting

Weight (mechanism only):

- ~33kg



Deployed



Stowed

Cabin Components - Privacy Bulkhead Door

Technical Specifications

Features:

- Full mechanical opening & closing mechanism
- Release button can be flexibly integrated into the cabin
- Kick-out feature and force assisted closing of door

Weight (excl. door panels):

- 2kg per side

